

## What Are the Odds? Odds of Event Occurring '1 in' Per Lifetime or Century



Odds of Event Occurring "1 in" Per Lifetime (75 years) or Century			
Type of Event	1 in	Comments	Source
Crime, Theft	1	<p>From a 1987 report using figures compiled by the Government's National Crime Survey from 1975 through 1984:</p> <p>Nearly everyone will be the victim of a personal theft at least once, and 87 percent will be personal theft victims three or more times.</p>	<p><a href="http://www.nytimes.com/1987/03/09/us/83-to-be-victims-of-crime-violence.html">http://www.nytimes.com/1987/03/09/us/83-to-be-victims-of-crime-violence.html</a>  Lifetime Likelihood of Victimization Mar 1987  <a href="https://www.ncjrs.gov/pdffiles1/bjs/104274.pdf">https://www.ncjrs.gov/pdffiles1/bjs/104274.pdf</a></p> <p>WHO GETS VICTIMIZED Mar 1999  <a href="http://www.rri.wvu.edu/pdffiles/krejny.pdf">http://www.rri.wvu.edu/pdffiles/krejny.pdf</a></p>
Transportation accident, fatal	2.29	1 in 2.29	<a href="http://www.bookofodds.com/Accidents-Death/Transportation-Accidents/Odds/The-odds-an-accidental-death-will-be-due-to-a-transportation-accident-are-1-in-2.29-US-1999-2006">http://www.bookofodds.com/Accidents-Death/Transportation-Accidents/Odds/The-odds-an-accidental-death-will-be-due-to-a-transportation-accident-are-1-in-2.29-US-1999-2006</a>
Crime, Firearm, fatal to a white male 20-54	2.47	1 in 2.47	<a href="http://www.bookofodds.com/Accidents-Death/Accidental-Deaths/Odds/The-odds-a-fatal-firearms-accident-will-occur-to-a-white-man-20-54-are-1-in-2.47-US-1999-2005">http://www.bookofodds.com/Accidents-Death/Accidental-Deaths/Odds/The-odds-a-fatal-firearms-accident-will-occur-to-a-white-man-20-54-are-1-in-2.47-US-1999-2005</a>
Flood	2.5	<p>1 in 2.5 as a US Federally Declared Disaster</p> <p>In 2008 alone, 52 disasters involved flooding.</p>	<a href="http://www.bookofodds.com/Accidents-Death/Natural-Disasters-Hazards/Articles/A0327-Federally-Declared-Disasters-Just-What-Does-It-Take">http://www.bookofodds.com/Accidents-Death/Natural-Disasters-Hazards/Articles/A0327-Federally-Declared-Disasters-Just-What-Does-It-Take</a>


Odds of Event Occurring "1 in" Per Lifetime (75 years) or Century			
Type of Event	1 in	Comments	Source
Weather Severe Storm	2.87	As a US Federally Declared Disaster  Going hand in hand with flooding are severe storms: the odds a disaster is a severe storm are 1 in 2.87.	<a href="http://www.bookofodds.com/Accidents-Death/Natural-Disasters-Hazards/Articles/A0327-Federally-Declared-Disasters-Just-What-Does-It-Take">http://www.bookofodds.com/Accidents-Death/Natural-Disasters-Hazards/Articles/A0327-Federally-Declared-Disasters-Just-What-Does-It-Take</a>
Fire, household reported	4	A Few Facts at the Household Level-the Odds in a lifetime, a report published by National Fire Protection Association NFPA in Jul 2009. <b>Chances your household will have a reported home fire in an average lifetime: 1 in 4</b> Most of these will be small fires resulting in little or no damage and will not be reported to a fire department, but even a trivial fire causes at least some temporary anxiety. Your household has a one in four chance of having a home fire large enough to be reported to a fire department during an average lifetime.	<a href="http://www.nfpa.org/assets/files/PDF/OS.Household.pdf">http://www.nfpa.org/assets/files/PDF/OS.Household.pdf</a> <a href="http://www.nfpa.org/itemDetail.asp?categoryID=2456&amp;itemID=55593&amp;URL=Research/Statistical%20reports/Overall%20fire%20statistics/">http://www.nfpa.org/itemDetail.asp?categoryID=2456&amp;itemID=55593&amp;URL=Research/Statistical%20reports/Overall%20fire%20statistics/</a>
Fire, household	5	A Few Facts at the Household Level-the Odds in a lifetime, a report published by National Fire Protection Association NFPA in Jul 2009. <b>Number of home fires your household can expect in an average lifetime: 5</b> Households can expect to average a home fire every 15 years or five fires in an average lifetime. (Life expectancy now averages 78 years in the U.S., according to the Statistical Abstract.)	<a href="http://www.nfpa.org/assets/files/PDF/OS.Household.pdf">http://www.nfpa.org/assets/files/PDF/OS.Household.pdf</a> <a href="http://www.nfpa.org/itemDetail.asp?categoryID=2456&amp;itemID=55593&amp;URL=Research/Statistical%20reports/Overall%20fire%20statistics/">http://www.nfpa.org/itemDetail.asp?categoryID=2456&amp;itemID=55593&amp;URL=Research/Statistical%20reports/Overall%20fire%20statistics/</a>
Crime, vehicle theft	5	From a 1987 report using figures compiled by the Government's National Crime Survey from 1975 through 1984:  One out of 5 households will have an automobile stolen, but the odds drop to 1 in 10 in rural areas. Urban households face a 27 percent chance of auto theft in a 20-year period.	<a href="http://www.nytimes.com/1987/03/09/us/83-to-be-victims-of-crime-violence.html">http://www.nytimes.com/1987/03/09/us/83-to-be-victims-of-crime-violence.html</a> Lifetime Likelihood of Victimization Mar 1987 <a href="https://www.ncjrs.gov/pdffiles1/bjs/104274.pdf">https://www.ncjrs.gov/pdffiles1/bjs/104274.pdf</a>  WHO GETS VICTIMIZED Mar 1999 <a href="http://www.rri.wvu.edu/pdffiles/krejny.pdf">http://www.rri.wvu.edu/pdffiles/krejny.pdf</a>
Crime, Rape and Sexual Assault	6	Crime and Victim Stats from a 2011 report:	<a href="http://www.witnessjustice.org/news/stats.cfm">http://www.witnessjustice.org/news/stats.cfm</a>

Odds of Event Occurring "1 in" Per Lifetime (75 years) or Century			
Type of Event	1 in	Comments	Source
		<p><b>Only about 19 percent of rapes against women and 13 percent of rapes against men are reported to police.</b> (U.S. Department of Justice and the Centers for Disease Control and Prevention, <i>Extent, Nature, and Consequences of Rape Victimization</i> — January 2006)</p> <p><b>Persons age 18 or older experience an average of more than 987,000 rapes per year.</b> (U.S. Department of Justice and the Centers for Disease Control and Prevention, <i>Extent, Nature, and Consequences of Rape Victimization</i> — January 2006)</p> <p><b>The single most often reason cited by women for not reporting rape is "fear of rapist."</b> (U.S. Department of Justice and the Centers for Disease Control and Prevention, <i>Extent, Nature, and Consequences of Rape Victimization</i> — January 2006)</p> <p><b>One in every 6 women and one in every 33 men have been raped at some point of their life.</b> (U.S. Department of Justice and the Centers for Disease Control and Prevention, <i>Extent, Nature, and Consequences of Rape Victimization</i> — January 2006)</p>	
Epidemic, deadly	6	<p>1 in 6 chance</p> <p>Employing a standard method used in the mathematics of probability, Mac multiplied the figures in the last column together and got 0.547742996, which he rounded to 0.55 — or 55%. Subtracting that from 100% left a 45% chance of at least one catastrophic event occurring in the next 40 years.</p>	<a href="http://www.backwoodshome.com/articles/silveira57.html">http://www.backwoodshome.com/articles/silveira57.html</a>
Illness, Heart Disease	6	<p>Injury Facts Preliminary figures for 2012 National Safety Council</p> <p>Heart disease 1 in 6</p>	<a href="http://www.nsc.org/NSC%20Picture%20Library/News/web_graphics/Injury_Facts_37.pdf">http://www.nsc.org/NSC%20Picture%20Library/News/web_graphics/Injury_Facts_37.pdf</a>
Illness, Cancer	7	<p>Injury Facts Preliminary figures for 2012 National Safety Council</p> <p>Cancer 1 in 7</p>	<a href="http://www.nsc.org/NSC%20Picture%20Library/News/web_graphics/Injury_Facts_37.pdf">http://www.nsc.org/NSC%20Picture%20Library/News/web_graphics/Injury_Facts_37.pdf</a>
Weather, Tornado	7.77	1 in 7.77 as a US Federally Declared Disaster	<a href="http://www.bookofodds.com/Accidents-Death/Natural-Disasters-Hazards/Articles/A0327-">http://www.bookofodds.com/Accidents-Death/Natural-Disasters-Hazards/Articles/A0327-</a>


Odds of Event Occurring "1 in" Per Lifetime (75 years) or Century			
Type of Event	1 in	Comments	Source
			<a href="#">Federally-Declared-Disasters-Just-What-Does-It-Take</a>
Space, Weather Solar Storm	8	1 in 8 odds of catastrophic solar storm within 10 years  There's a greater than 10 percent chance of another Carrington-type event happening in the next 10 years was surprising to Riley, who published his scary estimate in <a href="#">Space Weather on 23 Feb 2012</a> .	<a href="http://iceagenow.info/2012/03/1-8-odds-catastrophic-solar-storm-10-years/">http://iceagenow.info/2012/03/1-8-odds-catastrophic-solar-storm-10-years/</a>
Fire, household injury	10	A Few Facts at the Household Level-the Odds in a lifetime, a report published by National Fire Protection Association NFPA in Jul 2009. <b>Chances that someone in your household will suffer a fire injury in an average lifetime: 1 in 10</b> Someone in your household also has a one in ten chance of suffering a fire injury in a home fire an average lifetime. More likely than not, this will be a minor injury suffered in a fire that you did not report to the fire department. You might not even remember the injury a month after it happened.	<a href="http://www.nfpa.org/assets/files/PDF/OS.Household.pdf">http://www.nfpa.org/assets/files/PDF/OS.Household.pdf</a> <a href="http://www.nfpa.org/itemDetail.asp?categoryID=2456&amp;itemID=55593&amp;URL=Research/Statistical%20reports/Overall%20fire%20statistics/">http://www.nfpa.org/itemDetail.asp?categoryID=2456&amp;itemID=55593&amp;URL=Research/Statistical%20reports/Overall%20fire%20statistics/</a>
Weather, hurricane or tropical storm	10.26	1 in 10.26 as a US Federally Declared Disaster	<a href="http://www.bookofodds.com/Accidents-Death/Natural-Disasters-Hazards/Articles/A0327-Federally-Declared-Disasters-Just-What-Does-It-Take">http://www.bookofodds.com/Accidents-Death/Natural-Disasters-Hazards/Articles/A0327-Federally-Declared-Disasters-Just-What-Does-It-Take</a>
Crime, Rape	12	From a 1987 report using figures compiled by the Government's National Crime Survey from 1975 through 1984:  One out of every 12 women will be the victim of a rape or attempted rape. The rate for black women is 1 out of 9.	<a href="http://www.nytimes.com/1987/03/09/us/83-to-be-victims-of-crime-violence.html">http://www.nytimes.com/1987/03/09/us/83-to-be-victims-of-crime-violence.html</a> Lifetime Likelihood of Victimization Mar 1987 <a href="https://www.ncjrs.gov/pdffiles1/bjs/104274.pdf">https://www.ncjrs.gov/pdffiles1/bjs/104274.pdf</a>  WHO GETS VICTIMIZED Mar 1999 <a href="http://www.rii.wvu.edu/pdffiles/krejny.pdf">http://www.rii.wvu.edu/pdffiles/krejny.pdf</a>
Crime, Identity Theft	18.22	1 in 1.52 (66%) of us worry about this digital-age crime, and with good reason: <b>the odds a household will be a victim of identity theft in a year are 1 in 18.22—over 5%.</b>	<a href="http://www.bookofodds.com/Relationships-Society/Crime-Punishment/Articles/A0397-Murder-Most-Foul-Or-Most-Rare-Crime-Worry">http://www.bookofodds.com/Relationships-Society/Crime-Punishment/Articles/A0397-Murder-Most-Foul-Or-Most-Rare-Crime-Worry</a>
Space Weather CME, towards Earth	19	What are the odds that a CME is directed towards Earth? $593/11031 = 0.054$ <b>odds = 1 in 19</b>	<a href="http://spacemath.gsfc.nasa.gov/weekly/3Page27.pdf">http://spacemath.gsfc.nasa.gov/weekly/3Page27.pdf</a>



Odds of Event Occurring "1 in" Per Lifetime (75 years) or Century			
Type of Event	1 in	Comments	Source
Mortality, All External Causes of	24	The most common causes of death due to injury in the United States and their Lifetime Odds of said Injury (2000) All External Causes of Mortality 1 in 24	<a href="http://danger.mongabay.com/injury_death.htm">http://danger.mongabay.com/injury_death.htm</a>
Volcano, climate altering	25	1 in 25 Employing a standard method used in the mathematics of probability, Mac multiplied the figures in the last column together and got 0.547742996, which he rounded to 0.55 — or 55%. Subtracting that from 100% left a 45% chance of at least one catastrophic event occurring in the next 40 years.	<a href="http://www.backwoodshome.com/articles/silveira57.html">http://www.backwoodshome.com/articles/silveira57.html</a>
Illness, Stroke	29	Injury Facts Preliminary figures for 2012 National Safety Council Stroke 1 in 29	<a href="http://www.nsc.org/NSC%20Picture%20Library/News/web_graphics/Injury_Facts_37.pdf">http://www.nsc.org/NSC%20Picture%20Library/News/web_graphics/Injury_Facts_37.pdf</a>
Injuries, Unintentional (Accidental)	37	The most common causes of death due to injury in the United States and their Lifetime Odds of said Injury (2000) Deaths Due to Unintentional (Accidental) Injuries 1 in 37	<a href="http://danger.mongabay.com/injury_death.htm">http://danger.mongabay.com/injury_death.htm</a>
Fall, accidental fatal fall from a chair	44.49	1 in 44.49	<a href="http://www.bookofodds.com/Accidents-Death/Accidental-Deaths/Odds/The-odds-the-known-location-of-a-fatal-accidental-fall-will-be-from-a-chair-are-1-in-44.49-US-1999-2006">http://www.bookofodds.com/Accidents-Death/Accidental-Deaths/Odds/The-odds-the-known-location-of-a-fatal-accidental-fall-will-be-from-a-chair-are-1-in-44.49-US-1999-2006</a>
Weather, Typhoons	54.12	1 in 54.12 as a US Federally Declared Disaster rarer than an Atlantic hurricane or tropical storm. Most typhoons recorded by FEMA involved American territories in the Pacific, like Guam, the Marianas Islands, American Samoa, etc. Only one typhoon, Iwa, hit Hawaii in 1982.	<a href="http://www.bookofodds.com/Accidents-Death/Natural-Disasters-Hazards/Articles/A0327-Federally-Declared-Disasters-Just-What-Does-It-Take">http://www.bookofodds.com/Accidents-Death/Natural-Disasters-Hazards/Articles/A0327-Federally-Declared-Disasters-Just-What-Does-It-Take</a>
Weather, Drought	60	1 in 60 as a US Federally Declared Disaster	<a href="http://www.bookofodds.com/Accidents-Death/Natural-Disasters-Hazards/Articles/A0327-Federally-Declared-Disasters-Just-What-Does-It-Take">http://www.bookofodds.com/Accidents-Death/Natural-Disasters-Hazards/Articles/A0327-Federally-Declared-Disasters-Just-What-Does-It-Take</a>

Odds of Event Occurring "1 in" Per Lifetime (75 years) or Century			
Type of Event	1 in	Comments	Source
			
Non-transport Unintentional (Accidental) Injuries	70	The most common causes of death due to injury in the United States and their Lifetime Odds of said Injury (2000) Non-transport Unintentional (Accidental) Injuries 1 in 70	<a href="http://danger.mongabay.com/injury_death.htm">http://danger.mongabay.com/injury_death.htm</a>
Transportation	77	The most common causes of death due to injury in the United States and their Lifetime Odds of said Injury (2000) Transport Accidents 1 in 77	<a href="http://danger.mongabay.com/injury_death.htm">http://danger.mongabay.com/injury_death.htm</a>
Fire, household reported injury	89	A Few Facts at the Household Level-the Odds in a lifetime, a report published by National Fire Protection Association NFPA in Jul 2009. <b>Chances that someone in your household will suffer an injury in a reported fire in an average lifetime: 1 in 89</b> About one out of nine of these injuries will occur in a reported home fire, which means someone in your household has a one in 89 chance of suffering a fire injury in a reported home fire in an average lifetime.	<a href="http://www.nfpa.org/assets/files/PDF/OS.Household.pdf">http://www.nfpa.org/assets/files/PDF/OS.Household.pdf</a> <a href="http://www.nfpa.org/itemDetail.asp?categoryID=2456&amp;itemID=55593&amp;URL=Research/Statistical%20reports/Overall%20fire%20statistics/">http://www.nfpa.org/itemDetail.asp?categoryID=2456&amp;itemID=55593&amp;URL=Research/Statistical%20reports/Overall%20fire%20statistics/</a>
Transportation, Motor vehicle incidents	98	Injury Facts Preliminary figures for 2012 National Safety Council Motor vehicle incidents 1 in 98	<a href="http://www.nsc.org/NSC%20Picture%20Library/News/web_graphics/Injury_Facts_37.pdf">http://www.nsc.org/NSC%20Picture%20Library/News/web_graphics/Injury_Facts_37.pdf</a>
Intentional self-harm	109	Injury Facts Preliminary figures for 2012 National Safety Council Intentional self-harm 1 in 109	<a href="http://www.nsc.org/NSC%20Picture%20Library/News/web_graphics/Injury_Facts_37.pdf">http://www.nsc.org/NSC%20Picture%20Library/News/web_graphics/Injury_Facts_37.pdf</a>


Odds of Event Occurring "1 in" Per Lifetime (75 years) or Century			
Type of Event	1 in	Comments	Source
Earthquake	115	1 in 115 as a US Federally Declared Disaster	<a href="http://www.bookofodds.com/Accidents-Death/Natural-Disasters-Hazards/Articles/A0327-Federally-Declared-Disasters-Just-What-Does-It-Take">http://www.bookofodds.com/Accidents-Death/Natural-Disasters-Hazards/Articles/A0327-Federally-Declared-Disasters-Just-What-Does-It-Take</a>
Intentional Self-harm	122	The most common causes of death due to injury in the United States and their Lifetime Odds of said Injury (2000) Intentional self-harm 1 in 122	<a href="http://danger.mongabay.com/injury_death.htm">http://danger.mongabay.com/injury_death.htm</a>
poisoning by and exposure to noxious substances, Accident, Unintentional	126	Injury Facts Preliminary figures for 2012 National Safety Council Unintentional poisoning by and exposure to noxious substances 1 in 126	<a href="http://www.nsc.org/NSC%20Picture%20Library/News/web_graphics/Injury_Facts_37.pdf">http://www.nsc.org/NSC%20Picture%20Library/News/web_graphics/Injury_Facts_37.pdf</a>
Crime, murder	133	From a 1987 report using figures compiled by the Government's National Crime Survey from 1975 through 1984:  One out of every 133 Americans will become a murder victim. Among black men, the estimate is dramatically higher: 1 out of 30.	<a href="http://www.nytimes.com/1987/03/09/us/83-to-be-victims-of-crime-violence.html">http://www.nytimes.com/1987/03/09/us/83-to-be-victims-of-crime-violence.html</a> Lifetime Likelihood of Victimization Mar 1987 <a href="https://www.ncjrs.gov/pdffiles1/bjs/104274.pdf">https://www.ncjrs.gov/pdffiles1/bjs/104274.pdf</a>  WHO GETS VICTIMIZED Mar 1999 <a href="http://www.rrj.wvu.edu/pdffiles/krejny.pdf">http://www.rrj.wvu.edu/pdffiles/krejny.pdf</a>
Falls, Accident	163	Injury Facts Preliminary figures for 2012 National Safety Council Falls 1 in 163	<a href="http://www.nsc.org/NSC%20Picture%20Library/News/web_graphics/Injury_Facts_37.pdf">http://www.nsc.org/NSC%20Picture%20Library/News/web_graphics/Injury_Facts_37.pdf</a>
Crime, vehicle theft	187.3	1 in 2.13 of us worry about our car being stolen or broken into. The actual odds of car theft in a year? Nationwide, just 1 in 187.3.	<a href="http://www.bookofodds.com/Relationships-Society/Crime-Punishment/Articles/A0397-Murder-Most-Foul-Or-Most-Rare-Crime-Worry">http://www.bookofodds.com/Relationships-Society/Crime-Punishment/Articles/A0397-Murder-Most-Foul-Or-Most-Rare-Crime-Worry</a>
Transportation, Other and unspecified land transport accidents	212	The most common causes of death due to injury in the United States and their Lifetime Odds of said Injury (2000) Other and unspecified land transport accidents 1 in 212	<a href="http://danger.mongabay.com/injury_death.htm">http://danger.mongabay.com/injury_death.htm</a>

Odds of Event Occurring "1 in" Per Lifetime (75 years) or Century			
Type of Event	1 in	Comments	Source
Crime, Assault	214	The most common causes of death due to injury in the United States and their Lifetime Odds of said Injury (2000) Assault 1 in 214	<a href="http://danger.mongabay.com/injury_death.htm">http://danger.mongabay.com/injury_death.htm</a>
Intentional Self-harm, firearm	216	The most common causes of death due to injury in the United States and their Lifetime Odds of said Injury (2000) Intentional self-harm by firearm 1 in 216	<a href="http://danger.mongabay.com/injury_death.htm">http://danger.mongabay.com/injury_death.htm</a>
Transportation, Other and unspecified land transport accidents, Other and unspecified person	226	The most common causes of death due to injury in the United States and their Lifetime Odds of said Injury (2000) Other and unspecified land transport accidents, Other and unspecified person 1 in 226	<a href="http://danger.mongabay.com/injury_death.htm">http://danger.mongabay.com/injury_death.htm</a>
Transportation, Car occupant	242	The most common causes of death due to injury in the United States and their Lifetime Odds of said Injury (2000) Car occupant 1 in 242	<a href="http://danger.mongabay.com/injury_death.htm">http://danger.mongabay.com/injury_death.htm</a>
			
Falls	269	The most common causes of death due to injury in the United States and their Lifetime Odds of said Injury (2000) Falls 1 in 269	<a href="http://danger.mongabay.com/injury_death.htm">http://danger.mongabay.com/injury_death.htm</a>




Odds of Event Occurring "1 in" Per Lifetime (75 years) or Century			
Type of Event	1 in	Comments	Source
Poisoning, Accidental by exposure to noxious substances	281	The most common causes of death due to injury in the United States and their Lifetime Odds of said Injury (2000) Accidental poisoning by and exposure to noxious substances 1 in 281	<a href="http://danger.mongabay.com/injury_death.htm">http://danger.mongabay.com/injury_death.htm</a>
Crime, Assault by firearm	321	Injury Facts Preliminary figures for 2012 National Safety Council Assault by firearm 1 in 321	<a href="http://www.nsc.org/NSC%20Picture%20Library/News/web_graphics/Injury_Facts_37.pdf">http://www.nsc.org/NSC%20Picture%20Library/News/web_graphics/Injury_Facts_37.pdf</a>
Crime, Assault by firearm	331	The most common causes of death due to injury in the United States and their Lifetime Odds of said Injury (2000) Assault by firearm 1 in 331	<a href="http://danger.mongabay.com/injury_death.htm">http://danger.mongabay.com/injury_death.htm</a>
Transportation, Car occupant	368	Injury Facts Preliminary figures for 2012 National Safety Council Car occupant 1 in 368	<a href="http://www.nsc.org/NSC%20Picture%20Library/News/web_graphics/Injury_Facts_37.pdf">http://www.nsc.org/NSC%20Picture%20Library/News/web_graphics/Injury_Facts_37.pdf</a>
Terrorism	394.3	1 in 394.3 as a US Federally Declared Disaster According to FEMA, only 7 disaster declarations have fallen under the label of Terrorism: 4 for the events of September 11th, 2 for the Oklahoma City bombing, and 1 for the 1993 World Trade Center explosion.	<a href="http://www.bookofodds.com/Accidents-Death/Natural-Disasters-Hazards/Articles/A0327-Federally-Declared-Disasters-Just-What-Does-It-Take">http://www.bookofodds.com/Accidents-Death/Natural-Disasters-Hazards/Articles/A0327-Federally-Declared-Disasters-Just-What-Does-It-Take</a>
Poisoning by Accidental travel exposure to other and unspecified factors and sequelae	473	The most common causes of death due to injury in the United States and their Lifetime Odds of said Injury (2000) Accidental travel exposure to other and unspecified factors and sequelae 1 in 473	<a href="http://danger.mongabay.com/injury_death.htm">http://danger.mongabay.com/injury_death.htm</a>
Fall, Other and unspecified fall	490	The most common causes of death due to injury in the United States and their Lifetime Odds of said Injury (2000) Fall, Other and unspecified fall 1 in 490	<a href="http://danger.mongabay.com/injury_death.htm">http://danger.mongabay.com/injury_death.htm</a>
Poisoning, Accidental by	583	The most common causes of death due to injury in the United States and their Lifetime Odds of said Injury (2000)	<a href="http://danger.mongabay.com/injury_death.htm">http://danger.mongabay.com/injury_death.htm</a>


Odds of Event Occurring "1 in" Per Lifetime (75 years) or Century			
Type of Event	1 in	Comments	Source
Narcotics and psychodysleptics [hallucinogens] n.e.c.		Accidental poisoning by and exposure to noxious substances, Narcotics and psychodysleptics [hallucinogens] n.e.c. 1 in 583	
Pedestrian, Injury	610	The most common causes of death due to injury in the United States and their Lifetime Odds of said Injury (2000) Pedestrian 1 in 610	<a href="http://danger.mongabay.com/injury_death.htm">http://danger.mongabay.com/injury_death.htm</a>
Intentional Self-harm, hanging, strangulation, and suffocation	629	The most common causes of death due to injury in the United States and their Lifetime Odds of said Injury (2000) Intentional self-harm by hanging, strangulation, and suffocation 1 in 629	<a href="http://danger.mongabay.com/injury_death.htm">http://danger.mongabay.com/injury_death.htm</a>
Breathing, Accidental threats to	634	The most common causes of death due to injury in the United States and their Lifetime Odds of said Injury (2000) Accidental threats to breathing 1 in 634	<a href="http://danger.mongabay.com/injury_death.htm">http://danger.mongabay.com/injury_death.htm</a>
Pedestrian, Accident	701	Injury Facts Preliminary figures for 2012 National Safety Council Pedestrian 1 in 701	<a href="http://www.nsc.org/NSC%20Picture%20Library/News/web_graphics/Injury_Facts_37.pdf">http://www.nsc.org/NSC%20Picture%20Library/News/web_graphics/Injury_Facts_37.pdf</a>
Poisoning, Event of undetermined intent	737	The most common causes of death due to injury in the United States and their Lifetime Odds of said Injury (2000) Event of undetermined intent, Poisoning 1 in 1,400	<a href="http://danger.mongabay.com/injury_death.htm">http://danger.mongabay.com/injury_death.htm</a>
Poisoning, Intentional Self-harm	737	The most common causes of death due to injury in the United States and their Lifetime Odds of said Injury (2000) Intentional self-poisoning 1 in 737	<a href="http://danger.mongabay.com/injury_death.htm">http://danger.mongabay.com/injury_death.htm</a>
Work & Play, Fishing, deep sea	750	The occupational risk of being killed in deep-sea fishing is one in 750.	<a href="http://rense.com/general63/yellowstonesslumbering.htm">http://rense.com/general63/yellowstonesslumbering.htm</a>
Transportation, Motorcycle rider	761	Injury Facts Preliminary figures for 2012 National Safety Council Motorcycle rider 1 in 761	<a href="http://www.nsc.org/NSC%20Picture%20Library/News/web_graphics/Injury_Facts_37.pdf">http://www.nsc.org/NSC%20Picture%20Library/News/web_graphics/Injury_Facts_37.pdf</a>

Odds of Event Occurring "1 in" Per Lifetime (75 years) or Century			
Type of Event	1 in	Comments	Source
Poisoning, Accidental by Other and unspecified drugs medicaments and biologicals	763	The most common causes of death due to injury in the United States and their Lifetime Odds of said Injury (2000) Accidental poisoning by and exposure to noxious substances, Other and unspecified drugs medicaments and biologicals 1 in 763	<a href="http://danger.mongabay.com/injury_death.htm">http://danger.mongabay.com/injury_death.htm</a>
Crime, Assault by Other and unspecified means and sequelae	861	The most common causes of death due to injury in the United States and their Lifetime Odds of said Injury (2000) Assault by Other and unspecified means and sequelae 1 in 861	<a href="http://danger.mongabay.com/injury_death.htm">http://danger.mongabay.com/injury_death.htm</a>
Event of undetermined intent	937	The most common causes of death due to injury in the United States and their Lifetime Odds of said Injury (2000) Event of undetermined intent 1 in 937	<a href="http://danger.mongabay.com/injury_death.htm">http://danger.mongabay.com/injury_death.htm</a>
			
Crime, Sexual Assault	1,008	1 in 5.26 of us worry about this terrifying crime. <b>1 in 541.1</b> women actually become victims of rape or sexual assault in a year ( <b>1 in 1,008 people overall</b> ).	<a href="http://www.bookofodds.com/Relationships-Society/Crime-Punishment/Articles/A0397-Murder-Most-Foul-Or-Most-Rare-Crime-Worry">http://www.bookofodds.com/Relationships-Society/Crime-Punishment/Articles/A0397-Murder-Most-Foul-Or-Most-Rare-Crime-Worry</a>
Drowning and submersion, Accidental	1,028	The most common causes of death due to injury in the United States and their Lifetime Odds of said Injury (2000) Accidental drowning and submersion 1 in 1,028	<a href="http://danger.mongabay.com/injury_death.htm">http://danger.mongabay.com/injury_death.htm</a>

Odds of Event Occurring "1 in" Per Lifetime (75 years) or Century			
Type of Event	1 in	Comments	Source
Fire, Exposure to smoke, fire and flames	1,060	The most common causes of death due to injury in the United States and their Lifetime Odds of said Injury (2000) Exposure to smoke, fire and flames 1 in 1,060	<a href="http://danger.mongabay.com/injury_death.htm">http://danger.mongabay.com/injury_death.htm</a>
Transportation, Occupant of pick-up truck or van	1,095	The most common causes of death due to injury in the United States and their Lifetime Odds of said Injury (2000) Occupant of pick-up truck or van 1 in 1,095	<a href="http://danger.mongabay.com/injury_death.htm">http://danger.mongabay.com/injury_death.htm</a>
Drowning and submersion, Accidental	1,103	Injury Facts Preliminary figures for 2012 National Safety Council Accidental drowning and submersion 1 in 1,103	<a href="http://www.nsc.org/NSC%20Picture%20Library/News/web_graphics/Injury_Facts_37.pdf">http://www.nsc.org/NSC%20Picture%20Library/News/web_graphics/Injury_Facts_37.pdf</a>
Threat to breathing due to Inhalation and ingestion of other objects causing obstruction of respiratory tract	1,123	The most common causes of death due to injury in the United States and their Lifetime Odds of said Injury (2000) Accidental suffocation and strangulation, Inhalation and ingestion of other objects causing obstruction of respiratory tract 1 in 1,123	<a href="http://danger.mongabay.com/injury_death.htm">http://danger.mongabay.com/injury_death.htm</a>
Medical and Surgical Care and sequelae, complications of	1,170	The most common causes of death due to injury in the United States and their Lifetime Odds of said Injury (2000) Complications of medical and surgical care and sequelae 1 in 1,170	<a href="http://danger.mongabay.com/injury_death.htm">http://danger.mongabay.com/injury_death.htm</a>
Fire, Uncontrolled fire in building or structure	1,290	The most common causes of death due to injury in the United States and their Lifetime Odds of said Injury (2000) Uncontrolled fire in building or structure 1 in 1,290	<a href="http://danger.mongabay.com/injury_death.htm">http://danger.mongabay.com/injury_death.htm</a>
Exposure to inanimate mechanical forces	1,293	The most common causes of death due to injury in the United States and their Lifetime Odds of said Injury (2000) Exposure to inanimate mechanical forces 1 in 1,293	<a href="http://danger.mongabay.com/injury_death.htm">http://danger.mongabay.com/injury_death.htm</a>
Transportation, Motorcycle rider	1,295	The most common causes of death due to injury in the United States and their Lifetime Odds of said Injury (2000) Motorcycle rider 1 in 1,295	<a href="http://danger.mongabay.com/injury_death.htm">http://danger.mongabay.com/injury_death.htm</a>


Odds of Event Occurring "1 in" Per Lifetime (75 years) or Century			
Type of Event	1 in	Comments	Source
Fire, Exposure to smoke, fire and flames	1,344	Injury Facts Preliminary figures for 2012National Safety Council Exposure to smoke, fire, and flames 1 in 1,344	<a href="http://www.nsc.org/NSC%20Picture%20Library/News/web_graphics/Injury_Facts_37.pdf">http://www.nsc.org/NSC%20Picture%20Library/News/web_graphics/Injury_Facts_37.pdf</a>
tsunami	1,380	1 in 1,380 as a US Federally Declared Disaster	<a href="http://www.bookofodds.com/Accidents-Death/Natural-Disasters-Hazards/Articles/A0327-Federally-Declared-Disasters-Just-What-Does-It-Take">http://www.bookofodds.com/Accidents-Death/Natural-Disasters-Hazards/Articles/A0327-Federally-Declared-Disasters-Just-What-Does-It-Take</a>
Intentional Self-harm, Other and unspecified means and sequelae	1,615	The most common causes of death due to injury in the United States and their Lifetime Odds of said Injury (2000) Intentional self-harm by Other and unspecified means and sequelae 1 in 1,615	<a href="http://danger.mongabay.com/injury_death.htm">http://danger.mongabay.com/injury_death.htm</a>
Fall, Other fall on same level	1,899	The most common causes of death due to injury in the United States and their Lifetime Odds of said Injury (2000) Fall, Other fall on same level 1 in 1,899	<a href="http://danger.mongabay.com/injury_death.htm">http://danger.mongabay.com/injury_death.htm</a>
Crime, Assault by sharp object	1,983	The most common causes of death due to injury in the United States and their Lifetime Odds of said Injury (2000) Assault by sharp object 1 in 1,983	<a href="http://danger.mongabay.com/injury_death.htm">http://danger.mongabay.com/injury_death.htm</a>
Drowning and submersion, Other and unspecified drowning and submersion	2,488	The most common causes of death due to injury in the United States and their Lifetime Odds of said Injury (2000) Accidental drowning and submersion, Other and unspecified drowning and submersion 1 in 2,488	<a href="http://danger.mongabay.com/injury_death.htm">http://danger.mongabay.com/injury_death.htm</a>
			




Odds of Event Occurring "1 in" Per Lifetime (75 years) or Century			
Type of Event	1 in	Comments	Source
Fall on and from stairs and steps	2,739	The most common causes of death due to injury in the United States and their Lifetime Odds of said Injury (2000) Fall on and from stairs and steps 1 in 2,739	<a href="http://danger.mongabay.com/injury_death.htm">http://danger.mongabay.com/injury_death.htm</a>
Exposure to forces of nature	2,927	The most common causes of death due to injury in the United States and their Lifetime Odds of said Injury (2000) Exposure to forces of nature 1 in 2,927	<a href="http://danger.mongabay.com/injury_death.htm">http://danger.mongabay.com/injury_death.htm</a>
Drowning and submersion, while in or falling into natural water	3,154	The most common causes of death due to injury in the United States and their Lifetime Odds of said Injury (2000) Drowning and submersion while in or falling into natural water 1 in 3,154	<a href="http://danger.mongabay.com/injury_death.htm">http://danger.mongabay.com/injury_death.htm</a>
Disaster, Natural	3,357	0.03% or 1 in 3,357. There is actually a better chance of dying from a fire or by suicide.	<a href="http://thelongestlistofthelongeststuffatthelongestdomainnameatlonglast.com/odds20.html">http://thelongestlistofthelongeststuffatthelongestdomainnameatlonglast.com/odds20.html</a>
Fall, accidental fatal fall from playground equipment	3,759	1 in 3,759	<a href="http://www.bookofodds.com/Accidents-Death/Accidental-Deaths/Odds/The-odds-the-known-location-of-a-fatal-accidental-fall-will-be-from-playground-equipment-are-1-in-3-759-US-1999-2006">http://www.bookofodds.com/Accidents-Death/Accidental-Deaths/Odds/The-odds-the-known-location-of-a-fatal-accidental-fall-will-be-from-playground-equipment-are-1-in-3-759-US-1999-2006</a>
			
Struck by or striking against object	4,082	The most common causes of death due to injury in the United States and their Lifetime Odds of said Injury (2000) Exposure to inanimate mechanical forces, Struck by or striking against object 1 in 4,082	<a href="http://danger.mongabay.com/injury_death.htm">http://danger.mongabay.com/injury_death.htm</a>
Transportation, Pedalcyclist	4,381	Injury Facts Preliminary figures for 2012 National Safety Council	<a href="http://www.nsc.org/NSC%20Picture%20Library/News/web_graphics/Injury_Facts_37.pdf">http://www.nsc.org/NSC%20Picture%20Library/News/web_graphics/Injury_Facts_37.pdf</a>

Odds of Event Occurring "1 in" Per Lifetime (75 years) or Century			
Type of Event	1 in	Comments	Source
		Pedalcyclist 1 in 4,381	
Transportation, Air and space transport accidents	4,608	The most common causes of death due to injury in the United States and their Lifetime Odds of said Injury (2000) Air and space transport accidents 1 in 4,608	<a href="http://danger.mongabay.com/injury_death.htm">http://danger.mongabay.com/injury_death.htm</a>
Firearms discharge	4,613	The most common causes of death due to injury in the United States and their Lifetime Odds of said Injury (2000) Exposure to inanimate mechanical forces, Firearms discharge 1 in 4,613	<a href="http://danger.mongabay.com/injury_death.htm">http://danger.mongabay.com/injury_death.htm</a>
Threat to breathing due to Inhalation and ingestion of food causing obstruction of respiratory tract	4,812	The most common causes of death due to injury in the United States and their Lifetime Odds of said Injury (2000) Accidental suffocation and strangulation, Inhalation and ingestion of food causing obstruction of respiratory tract 1 in 4,812	<a href="http://danger.mongabay.com/injury_death.htm">http://danger.mongabay.com/injury_death.htm</a>
Weather, Exposure to excessive natural cold	4,825	The most common causes of death due to injury in the United States and their Lifetime Odds of said Injury (2000) Exposure to excessive natural cold 1 in 4,825	<a href="http://danger.mongabay.com/injury_death.htm">http://danger.mongabay.com/injury_death.htm</a>
Transportation, Pedalcyclist	4,838	The most common causes of death due to injury in the United States and their Lifetime Odds of said Injury (2000) Pedalcyclist 1 in 4,838	<a href="http://danger.mongabay.com/injury_death.htm">http://danger.mongabay.com/injury_death.htm</a>
Transportation, ATV Occupant of all-terrain or other off-road motor vehicle	4,993	The most common causes of death due to injury in the United States and their Lifetime Odds of said Injury (2000) Occupant of all-terrain or other off-road motor vehicle 1 in 4,993	<a href="http://danger.mongabay.com/injury_death.htm">http://danger.mongabay.com/injury_death.htm</a>
Poisoning, Accidental by	5,085	The most common causes of death due to injury in the United States and their Lifetime Odds of said Injury (2000)	<a href="http://danger.mongabay.com/injury_death.htm">http://danger.mongabay.com/injury_death.htm</a>

Odds of Event Occurring "1 in" Per Lifetime (75 years) or Century			
Type of Event	1 in	Comments	Source
Antiepileptic sedative-hypnotic antiparkinsonism and psychotropic drugs n.e.c		Accidental poisoning by and exposure to noxious substances, Antiepileptic sedative-hypnotic antiparkinsonism and psychotropic drugs n.e.c. 1 in 5,085	
Fall, Other fall from one level to another	5,211	The most common causes of death due to injury in the United States and their Lifetime Odds of said Injury (2000) Fall, Other fall from one level to another 1 in 5,211	<a href="http://danger.mongabay.com/injury_death.htm">http://danger.mongabay.com/injury_death.htm</a>
Machinery, Contact with	5,296	The most common causes of death due to injury in the United States and their Lifetime Odds of said Injury (2000) Exposure to inanimate mechanical forces, Contact with machinery 1 in 5,296	<a href="http://danger.mongabay.com/injury_death.htm">http://danger.mongabay.com/injury_death.htm</a>
Fall involving bed, chair, other furniture	5,508	The most common causes of death due to injury in the United States and their Lifetime Odds of said Injury (2000) Fall involving bed, chair, other furniture 1 in 5,508	<a href="http://danger.mongabay.com/injury_death.htm">http://danger.mongabay.com/injury_death.htm</a>
Poisoning, Accidental by Gases and vapours	5,674	The most common causes of death due to injury in the United States and their Lifetime Odds of said Injury (2000) Accidental poisoning by and exposure to noxious substances, Gases and vapours 1 in 5,674	<a href="http://danger.mongabay.com/injury_death.htm">http://danger.mongabay.com/injury_death.htm</a>
Transportation, Water	5,683	The most common causes of death due to injury in the United States and their Lifetime Odds of said Injury (2000) Water transport accidents 1 in 5,683	<a href="http://danger.mongabay.com/injury_death.htm">http://danger.mongabay.com/injury_death.htm</a>
Threat to breathing due to Other and unspecified threats to breathing	6,007	The most common causes of death due to injury in the United States and their Lifetime Odds of said Injury (2000) Accidental threats to breathing, Other and unspecified threats to breathing 1 in 6,007	<a href="http://danger.mongabay.com/injury_death.htm">http://danger.mongabay.com/injury_death.htm</a>
Drowning and submersion, while	6,314	The most common causes of death due to injury in the United States and their Lifetime Odds of said Injury (2000)	<a href="http://danger.mongabay.com/injury_death.htm">http://danger.mongabay.com/injury_death.htm</a>

Odds of Event Occurring "1 in" Per Lifetime (75 years) or Century			
Type of Event	1 in	Comments	Source
in or falling into swimming-pool		Drowning and submersion while in or falling into swimming-pool 1 in 6,314	
Event of undetermined intent, Other and unspecified means and sequelae	6,325	The most common causes of death due to injury in the United States and their Lifetime Odds of said Injury (2000) Event of undetermined intent, Other and unspecified means and sequelae 1 in 6,325	<a href="http://danger.mongabay.com/injury_death.htm">http://danger.mongabay.com/injury_death.htm</a>
Fall on same level from slipping, tripping and stumbling	6,336	The most common causes of death due to injury in the United States and their Lifetime Odds of said Injury (2000) Fall on same level from slipping, tripping and stumbling 1 in 6,336	<a href="http://danger.mongabay.com/injury_death.htm">http://danger.mongabay.com/injury_death.htm</a>
			
Firearms discharge , Accident	6,609	Injury Facts Preliminary figures for 2012National Safety Council Firearms discharge 1 in 6,609	<a href="http://www.nsc.org/NSC%20Picture%20Library/News/web_graphics/Injury_Facts_37.pdf">http://www.nsc.org/NSC%20Picture%20Library/News/web_graphics/Injury_Facts_37.pdf</a>
Fall from out of or through building or structure	7,075	The most common causes of death due to injury in the United States and their Lifetime Odds of said Injury (2000) Fall from out of or through building or structure 1 in 7,075	<a href="http://danger.mongabay.com/injury_death.htm">http://danger.mongabay.com/injury_death.htm</a>
Transportation, Air and space transport incidents	7,178	Injury Facts Preliminary figures for 2012National Safety Council Air and space transport incidents 1 in 7,178	<a href="http://www.nsc.org/NSC%20Picture%20Library/News/web_graphics/Injury_Facts_37.pdf">http://www.nsc.org/NSC%20Picture%20Library/News/web_graphics/Injury_Facts_37.pdf</a>
Transportation, Air and space transport	7,218	The most common causes of death due to injury in the United States and their Lifetime Odds of said Injury (2000)	<a href="http://danger.mongabay.com/injury_death.htm">http://danger.mongabay.com/injury_death.htm</a>




Odds of Event Occurring "1 in" Per Lifetime (75 years) or Century			
Type of Event	1 in	Comments	Source
		Air and space transport, Other and unspecified transport accidents and sequelae 1 in 7,218	
Work & Play, Mining, coal	7,500	coal mining, it is one in 7,500	<a href="http://rense.com/general63/yellowstonesslumbering.htm">http://rense.com/general63/yellowstonesslumbering.htm</a>
Drowning	7,683	The most common causes of death due to injury in the United States and their Lifetime Odds of said Injury (2000) Drowning 1 in 7,683	<a href="http://danger.mongabay.com/injury_death.htm">http://danger.mongabay.com/injury_death.htm</a>
Transportation accident - motor vehicle	8,000	The chances of being killed in a car accident is one in 8,000.	<a href="http://rense.com/general63/yellowstonesslumbering.htm">http://rense.com/general63/yellowstonesslumbering.htm</a>
			
Exposure to electric current, radiation, temperature, and pressure	8,544	The most common causes of death due to injury in the United States and their Lifetime Odds of said Injury (2000) Exposure to electric current, radiation, temperature, and pressure 1 in 8,544	<a href="http://danger.mongabay.com/injury_death.htm">http://danger.mongabay.com/injury_death.htm</a>
Fall on and from ladder or scaffolding	8,689	The most common causes of death due to injury in the United States and their Lifetime Odds of said Injury (2000) Fall on and from ladder or scaffolding 1 in 8,689	<a href="http://danger.mongabay.com/injury_death.htm">http://danger.mongabay.com/injury_death.htm</a>
Threat to breathing due to Inhalation of gastric contents	9,372	The most common causes of death due to injury in the United States and their Lifetime Odds of said Injury (2000) Accidental suffocation and strangulation, Inhalation of gastric contents 1 in 9,372	<a href="http://danger.mongabay.com/injury_death.htm">http://danger.mongabay.com/injury_death.htm</a>



Odds of Event Occurring "1 in" Per Lifetime (75 years) or Century			
Type of Event	1 in	Comments	Source
Transportation, Occupant of heavy transport vehicle	9,702	The most common causes of death due to injury in the United States and their Lifetime Odds of said Injury (2000) Occupant of heavy transport vehicle 1 in 9,702	<a href="http://danger.mongabay.com/injury_death.htm">http://danger.mongabay.com/injury_death.htm</a>
Legal intervention	9,972	The most common causes of death due to injury in the United States and their Lifetime Odds of said Injury (2000) Legal intervention 1 in 9,972	<a href="http://danger.mongabay.com/injury_death.htm">http://danger.mongabay.com/injury_death.htm</a>
Work & Play, Construction	10,000	construction, this increases to one in 10,000	<a href="http://rense.com/general63/yellowstoneslumbering.htm">http://rense.com/general63/yellowstoneslumbering.htm</a>
Drowning and submersion, while in or falling into bath-tub	10,499	The most common causes of death due to injury in the United States and their Lifetime Odds of said Injury (2000) Drowning and submersion while in or falling into bath-tub 1 in 10,499	<a href="http://danger.mongabay.com/injury_death.htm">http://danger.mongabay.com/injury_death.htm</a>
suffocation and strangulation, Accidental , falling earth and other substances	10,751	The most common causes of death due to injury in the United States and their Lifetime Odds of said Injury (2000) Other accidental hanging and strangulation, falling earth and other substances 1 in 10,751	<a href="http://danger.mongabay.com/injury_death.htm">http://danger.mongabay.com/injury_death.htm</a>
suffocation and strangulation, Accidental in bed	10,948	The most common causes of death due to injury in the United States and their Lifetime Odds of said Injury (2000) Accidental suffocation and strangulation in bed 1 in 10,948	<a href="http://danger.mongabay.com/injury_death.htm">http://danger.mongabay.com/injury_death.htm</a>
poisoning, accidental Alcohol	11,854	The most common causes of death due to injury in the United States and their Lifetime Odds of said Injury (2000) Accidental poisoning by and exposure to noxious substances, Alcohol 1 in 11,854	<a href="http://danger.mongabay.com/injury_death.htm">http://danger.mongabay.com/injury_death.htm</a>
Weather, Exposure to excessive natural heat	11,894	The most common causes of death due to injury in the United States and their Lifetime Odds of said Injury (2000) Exposure to excessive natural heat 1 in 11,894	<a href="http://danger.mongabay.com/injury_death.htm">http://danger.mongabay.com/injury_death.htm</a>

Odds of Event Occurring "1 in" Per Lifetime (75 years) or Century			
Type of Event	1 in	Comments	Source
Exposure to Other and unspecified electric current	12,095	The most common causes of death due to injury in the United States and their Lifetime Odds of said Injury (2000) Other and unspecified electric current 1 in 12,095	<a href="http://danger.mongabay.com/injury_death.htm">http://danger.mongabay.com/injury_death.htm</a>
Exposure to electric current, radiation, temperature and pressure	12,420	Injury Facts Preliminary figures for 2012National Safety Council Exposure to electric current, radiation, temperature, and pressure 1 in 12,420	<a href="http://www.nsc.org/NSC%20Picture%20Library/News/web_graphics/Injury_Facts_37.pdf">http://www.nsc.org/NSC%20Picture%20Library/News/web_graphics/Injury_Facts_37.pdf</a>
Transportation, Occupant of special agricultural vehicle	13,114	The most common causes of death due to injury in the United States and their Lifetime Odds of said Injury (2000) Occupant of special agricultural vehicle 1 in 13,114	<a href="http://danger.mongabay.com/injury_death.htm">http://danger.mongabay.com/injury_death.htm</a>
Weather severe, Exposure to excessive natural heat	13,217	Injury Facts Preliminary figures for 2012National Safety Council Exposure to excessive natural heat 1 in 13,217	<a href="http://www.nsc.org/NSC%20Picture%20Library/News/web_graphics/Injury_Facts_37.pdf">http://www.nsc.org/NSC%20Picture%20Library/News/web_graphics/Injury_Facts_37.pdf</a>
firearm discharge during a Legal intervention	13,259	The most common causes of death due to injury in the United States and their Lifetime Odds of said Injury (2000) Legal intervention involving firearm discharge 1 in 13,259	<a href="http://danger.mongabay.com/injury_death.htm">http://danger.mongabay.com/injury_death.htm</a>
Fire, Other and unspecified smoke fire and flames	13,561	The most common causes of death due to injury in the United States and their Lifetime Odds of said Injury (2000) Exposure to smoke, fire and flames, Other and unspecified smoke fire and flames 1 in 13,561	<a href="http://danger.mongabay.com/injury_death.htm">http://danger.mongabay.com/injury_death.htm</a>
Drowning and submersion, Event of undetermined intent	15,498	The most common causes of death due to injury in the United States and their Lifetime Odds of said Injury (2000) Event of undetermined intent, Drowning and submersion 1 in 15,498	<a href="http://danger.mongabay.com/injury_death.htm">http://danger.mongabay.com/injury_death.htm</a>

Odds of Event Occurring "1 in" Per Lifetime (75 years) or Century			
Type of Event	1 in	Comments	Source
Firearm discharge , Event of undetermined intent	15,565	The most common causes of death due to injury in the United States and their Lifetime Odds of said Injury (2000) Event of undetermined intent, Firearm discharge 1 in 15,565	<a href="http://danger.mongabay.com/injury_death.htm">http://danger.mongabay.com/injury_death.htm</a>
Exposure to animate mechanical forces	17,549	The most common causes of death due to injury in the United States and their Lifetime Odds of said Injury (2000) Exposure to animate mechanical forces 1 in 17,549	<a href="http://danger.mongabay.com/injury_death.htm">http://danger.mongabay.com/injury_death.htm</a>
Crime, murder	<b>18,690</b>	Murder For this most final of all crimes, our worry seems egregiously out of proportion. 1 in 5.26 of us worry about being murdered, <b>but the odds a person will be murdered in a year are just 1 in 18,690.</b>	<a href="http://www.bookofodds.com/Relationships-Society/Crime-Punishment/Articles/A0397-Murder-Most-Foul-Or-Most-Rare-Crime-Worry">http://www.bookofodds.com/Relationships-Society/Crime-Punishment/Articles/A0397-Murder-Most-Foul-Or-Most-Rare-Crime-Worry</a>
			
Transportation, Car Accident	19,000	1 in 19,000	<a href="http://reason.com/archives/2011/09/06/how-scared-of-terrorism-should">http://reason.com/archives/2011/09/06/how-scared-of-terrorism-should</a>
Overexertion, travel and privation	19,352	The most common causes of death due to injury in the United States and their Lifetime Odds of said Injury (2000) Unintentional (Accidental) Injuries, Overexertion, travel and privation 1 in 19,352	<a href="http://danger.mongabay.com/injury_death.htm">http://danger.mongabay.com/injury_death.htm</a>
Poisoning, Accidental by Nonopioid	20,341	The most common causes of death due to injury in the United States and their Lifetime Odds of said Injury (2000)	<a href="http://danger.mongabay.com/injury_death.htm">http://danger.mongabay.com/injury_death.htm</a>

Odds of Event Occurring "1 in" Per Lifetime (75 years) or Century			
Type of Event	1 in	Comments	Source
analgesics antipyretics and antirheumatics		Accidental poisoning by and exposure to noxious substances, Nonopioid analgesics antipyretics and antirheumatics 1 in 20,341	
Explosion of other materials	21,437	The most common causes of death due to injury in the United States and their Lifetime Odds of said Injury (2000) Exposure to inanimate mechanical forces, Explosion of other materials 1 in 21,437	<a href="http://danger.mongabay.com/injury_death.htm">http://danger.mongabay.com/injury_death.htm</a>
Work & Play, Water, Other and unspecified injuries	21,830	The most common causes of death due to injury in the United States and their Lifetime Odds of said Injury (2000) Water, Other and unspecified injuries 1 in 21,830	<a href="http://danger.mongabay.com/injury_death.htm">http://danger.mongabay.com/injury_death.htm</a>
Work & Play, Football, playing	25,000	The risk of dying while playing a game of football is one in 25,000.	<a href="http://rense.com/general63/yellowstoneslumbering.htm">http://rense.com/general63/yellowstoneslumbering.htm</a>
Weather, Cataclysmic storm	29,196	Injury Facts Preliminary figures for 2012National Safety Council Cataclysmic storm 1 in 29,196	<a href="http://www.nsc.org/NSC%20Picture%20Library/News/web_graphics/Injury_Facts_37.pdf">http://www.nsc.org/NSC%20Picture%20Library/News/web_graphics/Injury_Facts_37.pdf</a>
Fire, Ignition or melting of other clothing and apparel	30,863	The most common causes of death due to injury in the United States and their Lifetime Odds of said Injury (2000) Ignition or melting of other clothing and apparel 1 in 30,863	<a href="http://danger.mongabay.com/injury_death.htm">http://danger.mongabay.com/injury_death.htm</a>
Poisoning, Accidental by Other and unspecified chemicals and noxious substances	31,965	The most common causes of death due to injury in the United States and their Lifetime Odds of said Injury (2000) Accidental poisoning by and exposure to noxious substances, Other and unspecified chemicals and noxious substances 1 in 31,965	<a href="http://danger.mongabay.com/injury_death.htm">http://danger.mongabay.com/injury_death.htm</a>
heat and hot substances, Contact with	32,546	The most common causes of death due to injury in the United States and their Lifetime Odds of said Injury (2000) Contact with heat and hot substances 1 in 32,546	<a href="http://danger.mongabay.com/injury_death.htm">http://danger.mongabay.com/injury_death.htm</a>




Odds of Event Occurring "1 in" Per Lifetime (75 years) or Century			
Type of Event	1 in	Comments	Source
			
Hanging, strangulation, and suffocation, Event of undetermined intent	34,424	The most common causes of death due to injury in the United States and their Lifetime Odds of said Injury (2000) Event of undetermined intent, Hanging, strangulation, and suffocation 1 in 34,424	<a href="http://danger.mongabay.com/injury_death.htm">http://danger.mongabay.com/injury_death.htm</a>
Exposure to Electric transmission lines	36,162	The most common causes of death due to injury in the United States and their Lifetime Odds of said Injury (2000) Electric transmission lines 1 in 36,162	<a href="http://danger.mongabay.com/injury_death.htm">http://danger.mongabay.com/injury_death.htm</a>
Animal rider or occupant of animal-drawn vehicle	36,908	The most common causes of death due to injury in the United States and their Lifetime Odds of said Injury (2000) Animal rider or occupant of animal-drawn vehicle 1 in 36,908	<a href="http://danger.mongabay.com/injury_death.htm">http://danger.mongabay.com/injury_death.htm</a>
Caught between objects	42,620	The most common causes of death due to injury in the United States and their Lifetime Odds of said Injury (2000) Exposure to inanimate mechanical forces, 1 in 42,620	<a href="http://danger.mongabay.com/injury_death.htm">http://danger.mongabay.com/injury_death.htm</a>
Animals, venomous animals and plants	44,751	The most common causes of death due to injury in the United States and their Lifetime Odds of said Injury (2000) Contact with venomous animals and plants 1 in 44,751	<a href="http://danger.mongabay.com/injury_death.htm">http://danger.mongabay.com/injury_death.htm</a>
sharp objects, Contact with	44,751	The most common causes of death due to injury in the United States and their Lifetime Odds of said Injury (2000)	<a href="http://danger.mongabay.com/injury_death.htm">http://danger.mongabay.com/injury_death.htm</a>



Odds of Event Occurring "1 in" Per Lifetime (75 years) or Century			
Type of Event	1 in	Comments	Source
		Exposure to inanimate mechanical forces, Contact with sharp objects 1 in 44,751	
fire, smoke, and flames exposure, Event of undetermined intent	47,106	The most common causes of death due to injury in the United States and their Lifetime Odds of said Injury (2000) Event of undetermined intent, Exposure to smoke, fire, and flames 1 in 47,106	<a href="http://danger.mongabay.com/injury_death.htm">http://danger.mongabay.com/injury_death.htm</a>
Fire, Uncontrolled fire not in building or structure	52,648	The most common causes of death due to injury in the United States and their Lifetime Odds of said Injury (2000) Uncontrolled fire not in building or structure 1 in 52,648	<a href="http://danger.mongabay.com/injury_death.htm">http://danger.mongabay.com/injury_death.htm</a>
Animal, Bitten or struck by other mammals	55,078	The most common causes of death due to injury in the United States and their Lifetime Odds of said Injury (2000) Exposure to animate mechanical forces, Bitten or struck by other mammals 1 in 55,078	<a href="http://danger.mongabay.com/injury_death.htm">http://danger.mongabay.com/injury_death.htm</a>
Fire, Ignition of highly flammable material	55,078	The most common causes of death due to injury in the United States and their Lifetime Odds of said Injury (2000) Ignition of highly flammable material 1 in 55,078	<a href="http://danger.mongabay.com/injury_death.htm">http://danger.mongabay.com/injury_death.htm</a>
Threat to breathing due to cave-in	55,938	The most common causes of death due to injury in the United States and their Lifetime Odds of said Injury (2000) Accidental suffocation and strangulation, Threat to breathing due to cave-in 1 in 55,938	<a href="http://danger.mongabay.com/injury_death.htm">http://danger.mongabay.com/injury_death.htm</a>




Odds of Event Occurring "1 in" Per Lifetime (75 years) or Century			
Type of Event	1 in	Comments	Source
Struck by or against another person	58,689	The most common causes of death due to injury in the United States and their Lifetime Odds of said Injury (2000) Exposure to animate mechanical forces , Struck by or against another person 1 in 58,689	<a href="http://danger.mongabay.com/injury_death.htm">http://danger.mongabay.com/injury_death.htm</a>
Contact with Other and unspecified heat and hot substances	65,092	The most common causes of death due to injury in the United States and their Lifetime Odds of said Injury (2000) Contact with heat and hot substances, Other and unspecified heat and hot substances 1 in 65,092	<a href="http://danger.mongabay.com/injury_death.htm">http://danger.mongabay.com/injury_death.htm</a>
Falling, jumping, or pushed from a high place , Event of undetermined intent	65,092	The most common causes of death due to injury in the United States and their Lifetime Odds of said Injury (2000) Event of undetermined intent, Falling, jumping, or pushed from a high place 1 in 65,092	<a href="http://danger.mongabay.com/injury_death.htm">http://danger.mongabay.com/injury_death.htm</a>
hot tap-water, Contact with	65,092	The most common causes of death due to injury in the United States and their Lifetime Odds of said Injury (2000) Contact with hot tap-water 1 in 65,092	<a href="http://danger.mongabay.com/injury_death.htm">http://danger.mongabay.com/injury_death.htm</a>
Animal-Insect, hornets, wasps and bees	66,297	The most common causes of death due to injury in the United States and their Lifetime Odds of said Injury (2000) Contact with hornets, wasps and bees 1 in 66,297	<a href="http://danger.mongabay.com/injury_death.htm">http://danger.mongabay.com/injury_death.htm</a>
Fire, Controlled fire in building or structure	71,601	The most common causes of death due to injury in the United States and their Lifetime Odds of said Injury (2000) Controlled fire in building or structure 1 in 71,601	<a href="http://danger.mongabay.com/injury_death.htm">http://danger.mongabay.com/injury_death.htm</a>
Weather, Lightning	71,601	The most common causes of death due to injury in the United States and their Lifetime Odds of said Injury (2000) Lightning 1 in 71,601	<a href="http://danger.mongabay.com/injury_death.htm">http://danger.mongabay.com/injury_death.htm</a>
Weather, Cataclysmic storm	73,062	The most common causes of death due to injury in the United States and their Lifetime Odds of said Injury (2000) Cataclysmic storm 1 in 73,062	<a href="http://danger.mongabay.com/injury_death.htm">http://danger.mongabay.com/injury_death.htm</a>

Odds of Event Occurring "1 in" Per Lifetime (75 years) or Century			
Type of Event	1 in	Comments	Source
Animal-Insect, Contact with hornets, wasps and bees	79,842	Injury Facts Preliminary figures for 2012 National Safety Council Contact with hornets, wasps, and bees 1 in 79,842	<a href="http://www.nsc.org/NSC%20Picture%20Library/News/web_graphics/Injury_Facts_37.pdf">http://www.nsc.org/NSC%20Picture%20Library/News/web_graphics/Injury_Facts_37.pdf</a>
Exposure to forces of nature, other and unspecified forces of nature	87,318	The most common causes of death due to injury in the United States and their Lifetime Odds of said Injury (2000) Exposure to forces of nature, other and unspecified forces of nature 1 in 87,318	<a href="http://danger.mongabay.com/injury_death.htm">http://danger.mongabay.com/injury_death.htm</a>
Exposure to inanimate mechanical forces, Other and unspecified inanimate mechanical forces	96,758	The most common causes of death due to injury in the United States and their Lifetime Odds of said Injury (2000) Exposure to inanimate mechanical forces, Other and unspecified inanimate mechanical forces 1 in 96,758	<a href="http://danger.mongabay.com/injury_death.htm">http://danger.mongabay.com/injury_death.htm</a>
Transportation, Occupant of special construction vehicle	96,758	The most common causes of death due to injury in the United States and their Lifetime Odds of said Injury (2000) Occupant of special construction vehicle 1 in 96,758	<a href="http://danger.mongabay.com/injury_death.htm">http://danger.mongabay.com/injury_death.htm</a>
			

Odds of Event Occurring "1 in" Per Lifetime (75 years) or Century			
Type of Event	1 in	Comments	Source
Earthquake and other earth movements	97,807	Injury Facts Preliminary figures for 2012National Safety Council Earthquake and other earth movements 1 in 97,807	<a href="http://www.nsc.org/NSC%20Picture%20Library/News/web_graphics/Injury_Facts_37.pdf">http://www.nsc.org/NSC%20Picture%20Library/News/web_graphics/Injury_Facts_37.pdf</a>
Fire – building, lethal	99,000	1 in 99,000	<a href="http://reason.com/archives/2011/09/06/how-scared-of-terrorism-should">http://reason.com/archives/2011/09/06/how-scared-of-terrorism-should</a>
Foreign body entering through skin or natural orifice	99,446	The most common causes of death due to injury in the United States and their Lifetime Odds of said Injury (2000) Exposure to inanimate mechanical forces, Foreign body entering through skin or natural orifice 1 in 99,446	<a href="http://danger.mongabay.com/injury_death.htm">http://danger.mongabay.com/injury_death.htm</a>
Earthquake and other earth movements	102,287	The most common causes of death due to injury in the United States and their Lifetime Odds of said Injury (2000) Earthquake and other earth movements 1 in 102,287	<a href="http://danger.mongabay.com/injury_death.htm">http://danger.mongabay.com/injury_death.htm</a>
Animal, Alligator attack, fatal	104,600	1 in 104,600	<a href="http://www.bookofodds.com/Accidents-Death/Accidental-Deaths/Odds/The-odds-an-accidental-death-will-be-due-to-being-bitten-or-struck-by-an-alligator-are-1-in-104-600-US-1999-2005">http://www.bookofodds.com/Accidents-Death/Accidental-Deaths/Odds/The-odds-an-accidental-death-will-be-due-to-being-bitten-or-struck-by-an-alligator-are-1-in-104-600-US-1999-2005</a>
Legal execution	111,779	Injury Facts Preliminary figures for 2012National Safety Council Legal execution 1 in 111,779	<a href="http://www.nsc.org/NSC%20Picture%20Library/News/web_graphics/Injury_Facts_37.pdf">http://www.nsc.org/NSC%20Picture%20Library/News/web_graphics/Injury_Facts_37.pdf</a>
Animal, Bitten or crushed by other reptiles	115,486	The most common causes of death due to injury in the United States and their Lifetime Odds of said Injury (2000) Exposure to animate mechanical forces, Bitten or crushed by other reptiles 1 in 115,486	<a href="http://danger.mongabay.com/injury_death.htm">http://danger.mongabay.com/injury_death.htm</a>
Explosion and rupture of pressurized devices	119,335	The most common causes of death due to injury in the United States and their Lifetime Odds of said Injury (2000) Exposure to inanimate mechanical forces, Explosion and rupture of pressurized devices 1 in 119,335	<a href="http://danger.mongabay.com/injury_death.htm">http://danger.mongabay.com/injury_death.htm</a>
Transportation, Occupant of	119,335	The most common causes of death due to injury in the United States and their Lifetime Odds of said Injury (2000) Occupant of railway train or railway vehicle 1 in 119,335	<a href="http://danger.mongabay.com/injury_death.htm">http://danger.mongabay.com/injury_death.htm</a>




Odds of Event Occurring "1 in" Per Lifetime (75 years) or Century			
Type of Event	1 in	Comments	Source
railway train or railway vehicle			
Fire, Controlled fire not in building or structure	123,450	The most common causes of death due to injury in the United States and their Lifetime Odds of said Injury (2000) Controlled fire not in building or structure 1 in 123,450	<a href="http://danger.mongabay.com/injury_death.htm">http://danger.mongabay.com/injury_death.htm</a>
Weather, Lightning	134,906	Injury Facts Preliminary figures for 2012 National Safety Council Lightning 1 in 134,906	<a href="http://www.nsc.org/NSC%20Picture%20Library/News/web_graphics/Injury_Facts_37.pdf">http://www.nsc.org/NSC%20Picture%20Library/News/web_graphics/Injury_Facts_37.pdf</a>
			
Animal, Bitten or struck by dog	137,694	The most common causes of death due to injury in the United States and their Lifetime Odds of said Injury (2000) Exposure to animate mechanical forces, Bitten or struck by dog 1 in 137,694	<a href="http://danger.mongabay.com/injury_death.htm">http://danger.mongabay.com/injury_death.htm</a>
Animal attack, Bitten or struck by a dog	144,899	Injury Facts Preliminary figures for 2012 National Safety Council Bitten or struck by dog 1 in 144,899	<a href="http://www.nsc.org/NSC%20Picture%20Library/News/web_graphics/Injury_Facts_37.pdf">http://www.nsc.org/NSC%20Picture%20Library/News/web_graphics/Injury_Facts_37.pdf</a>
Work & Play, Service Industries	150,000	service industries (police, fire, rescue, medical), it is one in 150,000	<a href="http://rense.com/general63/yellowstoneslumbering.htm">http://rense.com/general63/yellowstoneslumbering.htm</a>
Transportation, Occupant of three-wheeled motor vehicle	155,654	The most common causes of death due to injury in the United States and their Lifetime Odds of said Injury (2000) Occupant of three-wheeled motor vehicle 1 in 155,654	<a href="http://danger.mongabay.com/injury_death.htm">http://danger.mongabay.com/injury_death.htm</a>



Odds of Event Occurring "1 in" Per Lifetime (75 years) or Century			
Type of Event	1 in	Comments	Source
Work & Play, Drinking straw accident, fatal	166,600	1 in 166,600	<a href="http://www.bookofodds.com/Accidents-Death/Nonfatal-Accidents/Odds/The-odds-a-person-will-visit-an-emergency-department-due-to-an-accident-involving-a-drinking-straw-in-a-year-are-1-in-166-600-US-2007">http://www.bookofodds.com/Accidents-Death/Nonfatal-Accidents/Odds/The-odds-a-person-will-visit-an-emergency-department-due-to-an-accident-involving-a-drinking-straw-in-a-year-are-1-in-166-600-US-2007</a>
Transportation, Bus occupant	179,003	The most common causes of death due to injury in the United States and their Lifetime Odds of said Injury (2000) Bus occupant 1 in 179,003	<a href="http://danger.mongabay.com/injury_death.htm">http://danger.mongabay.com/injury_death.htm</a>
War and sequelae	<b>223,753</b>	The most common causes of death due to injury in the United States and their Lifetime Odds of said Injury (2000) Operations of war and sequelae <b>1 in 223,753</b>	<a href="http://danger.mongabay.com/injury_death.htm">http://danger.mongabay.com/injury_death.htm</a>
Threat to breathing due to Confined to or trapped in a low- oxygen environment	238,670	The most common causes of death due to injury in the United States and their Lifetime Odds of said Injury (2000) Accidental suffocation and strangulation, Confined to or trapped in a low-oxygen environment 1 in 238,670	<a href="http://danger.mongabay.com/injury_death.htm">http://danger.mongabay.com/injury_death.htm</a>
Transportation, Occupant of special industrial vehicle	238,670	The most common causes of death due to injury in the United States and their Lifetime Odds of said Injury (2000) Occupant of special industrial vehicle 1 in 238,670	<a href="http://danger.mongabay.com/injury_death.htm">http://danger.mongabay.com/injury_death.htm</a>
Animal, snakes and lizards, venomous	298,338	The most common causes of death due to injury in the United States and their Lifetime Odds of said Injury (2000) Contact with venomous snakes and lizards 1 in 298,338	<a href="http://danger.mongabay.com/injury_death.htm">http://danger.mongabay.com/injury_death.htm</a>
Exposure to animate mechanical forces, Other and unspecified animate mechanical forces	298,338	The most common causes of death due to injury in the United States and their Lifetime Odds of said Injury (2000) Exposure to animate mechanical forces, Other and unspecified animate mechanical forces 1 in 298,338	<a href="http://danger.mongabay.com/injury_death.htm">http://danger.mongabay.com/injury_death.htm</a>

Odds of Event Occurring "1 in" Per Lifetime (75 years) or Century			
Type of Event	1 in	Comments	Source
Exposure to Excessive heat or cold of man-made origin	298,338	The most common causes of death due to injury in the United States and their Lifetime Odds of said Injury (2000) Excessive heat or cold of man-made origin 1 in 298,338	<a href="http://danger.mongabay.com/injury_death.htm">http://danger.mongabay.com/injury_death.htm</a>
Exposure to High and low air pressure and changes in air pressure	298,338	The most common causes of death due to injury in the United States and their Lifetime Odds of said Injury (2000) High and low air pressure and changes in air pressure 1 in 298,338	<a href="http://danger.mongabay.com/injury_death.htm">http://danger.mongabay.com/injury_death.htm</a>
Animal-Insects, Bitten or stung by non-venomous insect and other arthropods	397,784	The most common causes of death due to injury in the United States and their Lifetime Odds of said Injury (2000) Exposure to animate mechanical forces, Bitten or stung by nonvenomous insect and other arthropods 1 in 397,784	<a href="http://danger.mongabay.com/injury_death.htm">http://danger.mongabay.com/injury_death.htm</a>
Animals, venomous animals and plants, Contact with other and unspecified venomous animal or plant	397,784	The most common causes of death due to injury in the United States and their Lifetime Odds of said Injury (2000) Contact with venomous animals and plants, Contact with other and unspecified venomous animal or plant 1 in 397,784	<a href="http://danger.mongabay.com/injury_death.htm">http://danger.mongabay.com/injury_death.htm</a>
Fire, Ignition or melting of nightwear	397,784	The most common causes of death due to injury in the United States and their Lifetime Odds of said Injury (2000) Ignition or melting of nightwear 1 in 397,784	<a href="http://danger.mongabay.com/injury_death.htm">http://danger.mongabay.com/injury_death.htm</a>
Legal execution	397,784	The most common causes of death due to injury in the United States and their Lifetime Odds of said Injury (2000) Legal execution 1 in 397,784	<a href="http://danger.mongabay.com/injury_death.htm">http://danger.mongabay.com/injury_death.htm</a>
Legal intervention, Other and	397,784	The most common causes of death due to injury in the United States and their Lifetime Odds of said Injury (2000)	<a href="http://danger.mongabay.com/injury_death.htm">http://danger.mongabay.com/injury_death.htm</a>

Odds of Event Occurring "1 in" Per Lifetime (75 years) or Century			
Type of Event	1 in	Comments	Source
unspecified means and sequelae		Legal intervention, Other and unspecified means and sequelae 1 in 397,784	
			
Transportation accident - Train crash, fatal	500,000	The risk of dying in an accident on the railway is one in 500,000.	<a href="http://rense.com/general63/yellowstonesslumbering.htm">http://rense.com/general63/yellowstonesslumbering.htm</a>
Flood	558,896	Injury Facts Preliminary figures for 2012National Safety Council Flood 1 in 558,896	<a href="http://www.nsc.org/NSC%20Picture%20Library/News/web_graphics/Injury_Facts_37.pdf">http://www.nsc.org/NSC%20Picture%20Library/News/web_graphics/Injury_Facts_37.pdf</a>
Fireworks discharge, Accident	652,046	Injury Facts Preliminary figures for 2012National Safety Council Fireworks discharge 1 in 652,046	<a href="http://www.nsc.org/NSC%20Picture%20Library/News/web_graphics/Injury_Facts_37.pdf">http://www.nsc.org/NSC%20Picture%20Library/News/web_graphics/Injury_Facts_37.pdf</a>
Animal-Insects, spiders, venomous	716,010	The most common causes of death due to injury in the United States and their Lifetime Odds of said Injury (2000) Contact with venomous spiders 1 in 716,010	<a href="http://danger.mongabay.com/injury_death.htm">http://danger.mongabay.com/injury_death.htm</a>
Fireworks discharge	716,010	The most common causes of death due to injury in the United States and their Lifetime Odds of said Injury (2000) Exposure to inanimate mechanical forces, Fireworks discharge 1 in 716,010	<a href="http://danger.mongabay.com/injury_death.htm">http://danger.mongabay.com/injury_death.htm</a>
Flood	716,010	The most common causes of death due to injury in the United States and their Lifetime Odds of said Injury (2000)	<a href="http://danger.mongabay.com/injury_death.htm">http://danger.mongabay.com/injury_death.htm</a>

Odds of Event Occurring "1 in" Per Lifetime (75 years) or Century			
Type of Event	1 in	Comments	Source
		Flood 1 in 716,010	
Volcano, Yellowstone	730,000	Although it is possible, scientists are not convinced that there will ever be another catastrophic eruption at Yellowstone. Given Yellowstone's past history, the yearly probability of another caldera-forming eruption could be calculated as <b>1 in 730,000 or 0.00014%</b> . However, this number is based simply on averaging the two intervals between the three major past eruptions at Yellowstone — this is hardly enough to make a critical judgment. This probability is roughly similar to that of a large (1 kilometer) asteroid hitting the Earth. Moreover, catastrophic geologic events are neither regular nor predictable.	<a href="http://www.guardian.co.uk/science/blog/2009/jan/06/supervolcano-volcano-yellowstone-earthquake">http://www.guardian.co.uk/science/blog/2009/jan/06/supervolcano-volcano-yellowstone-earthquake</a>
drowning in a bathtub	800,000	1 in 800,000	<a href="http://reason.com/archives/2011/09/06/how-scared-of-terrorism-should">http://reason.com/archives/2011/09/06/how-scared-of-terrorism-should</a>
Transportation, Air and space transport	895,013	The most common causes of death due to injury in the United States and their Lifetime Odds of said Injury (2000) Air and space transport, Unspecified transport accident 1 in 895,013	<a href="http://danger.mongabay.com/injury_death.htm">http://danger.mongabay.com/injury_death.htm</a>
Space Weather Asteroid collision	909,000	Some scientists believe that an asteroid spotted in January 2004 had a one-in-four chance of hitting the planet within 36 hours. Researchers contemplated a call to President George Bush before new data finally showed there was no danger. The bookmakers William Hill, meanwhile, said the odds of the asteroid hitting Earth on March 2014 and wiping life off the planet was 909,000 to one.	<a href="http://rense.com/general63/yellowstoneslumbering.htm">http://rense.com/general63/yellowstoneslumbering.htm</a>
Transportation, Air and space transport	1,790,026	The most common causes of death due to injury in the United States and their Lifetime Odds of said Injury (2000) Air and space transport, Other specified transport accidents 1 in 1,790,026	<a href="http://danger.mongabay.com/injury_death.htm">http://danger.mongabay.com/injury_death.htm</a>

Odds of Event Occurring "1 in" Per Lifetime (75 years) or Century			
Type of Event	1 in	Comments	Source
Transportation, Occupant of streetcar	3,580,052	The most common causes of death due to injury in the United States and their Lifetime Odds of said Injury (2000) Occupant of streetcar 1 in 3,580,052	<a href="http://danger.mongabay.com/injury_death.htm">http://danger.mongabay.com/injury_death.htm</a>
Weather, Lightning, lethal	5,500,000	1 in 5,500,000	<a href="http://reason.com/archives/2011/09/06/how-scared-of-terrorism-should">http://reason.com/archives/2011/09/06/how-scared-of-terrorism-should</a>
Nuclear accident	10,000,000	The risk of an individual dying from radiation from a nuclear power station is one in 10 million.	<a href="http://rense.com/general63/yellowstonesslumbering.htm">http://rense.com/general63/yellowstonesslumbering.htm</a>
Work & Play, Elevator accident, fatal	10,440,000	1 in 10,440,000	<a href="http://www.bookofodds.com/Accidents-Death/Death-Rates/Odds/The-odds-a-person-will-die-from-an-elevator-accident-in-a-year-are-1-in-10-440-000-US-1992-2003">http://www.bookofodds.com/Accidents-Death/Death-Rates/Odds/The-odds-a-person-will-die-from-an-elevator-accident-in-a-year-are-1-in-10-440-000-US-1992-2003</a>
Transportation accident - Aircraft crash, fatal	11,000,000	The chances of being involved in an aircraft accident are about one in 11 million	<a href="http://rense.com/general63/yellowstonesslumbering.htm">http://rense.com/general63/yellowstonesslumbering.htm</a>
Weather, Hurricane, fatal	23,180,000	1 in 23,180,000	<a href="http://www.bookofodds.com/Accidents-Death/Natural-Disasters-Hazards/Odds/The-odds-a-person-will-be-injured-by-a-hurricane-in-a-year-are-1-in-23-180-000-US-2007">http://www.bookofodds.com/Accidents-Death/Natural-Disasters-Hazards/Odds/The-odds-a-person-will-be-injured-by-a-hurricane-in-a-year-are-1-in-23-180-000-US-2007</a>
Work & Play, Vending machine accident, fatal	112,000,000	1 in 112,000,000	<a href="http://www.bookofodds.com/Accidents-Death/Death-Rates/Odds/The-odds-a-person-will-die-from-a-vending-machine-accident-in-a-year-are-1-in-112-000-000-US-1979-1995">http://www.bookofodds.com/Accidents-Death/Death-Rates/Odds/The-odds-a-person-will-die-from-a-vending-machine-accident-in-a-year-are-1-in-112-000-000-US-1979-1995</a>
Weather, Lightning, fatal	50,000,000 – 100,000,000	The chances of being killed by being struck by lightning is thought to be about one in 10 million. In the UK, an estimated five people, out of a population of about 50 million, are killed by lightning each year.	<a href="http://rense.com/general63/yellowstonesslumbering.htm">http://rense.com/general63/yellowstonesslumbering.htm</a>
Animal, Shark attack, fatal	251,800,000	1 in 251,800,000	<a href="http://www.bookofodds.com/Accidents-Death/Death-Rates/Odds/The-odds-a-person-will-die-from-a-shark-attack-in-a-year-are-1-in-251-800-000-US-1999-2005">http://www.bookofodds.com/Accidents-Death/Death-Rates/Odds/The-odds-a-person-will-die-from-a-shark-attack-in-a-year-are-1-in-251-800-000-US-1999-2005</a>